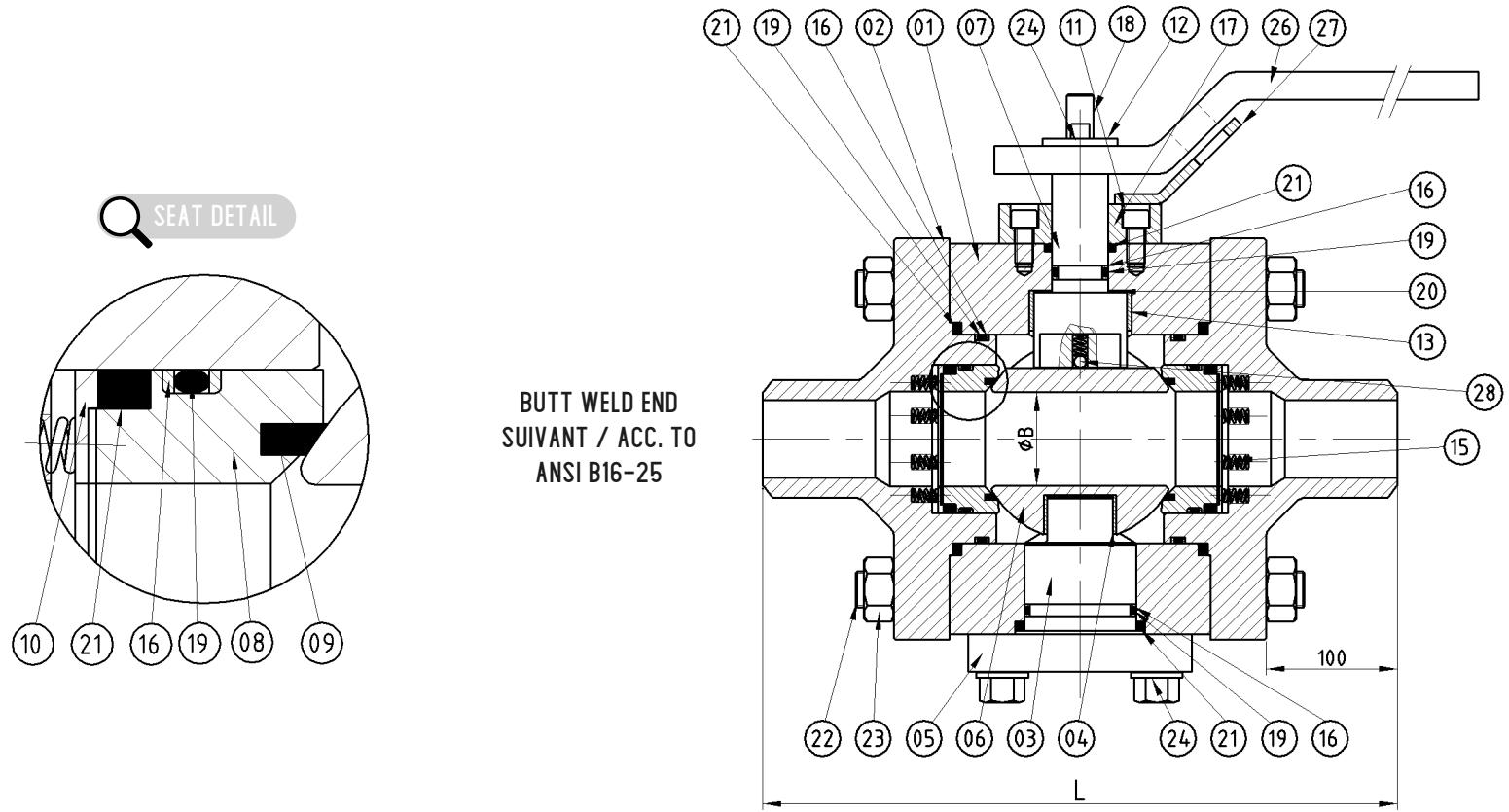
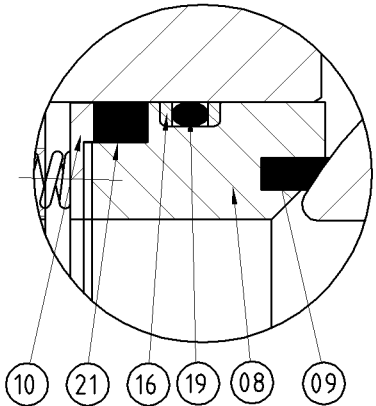


BALL VALVE

BSA ROBINET BOULONNÉ À BOISSEAU ARBRÉ BSA TRUNNION BOLTED BALL VALVE

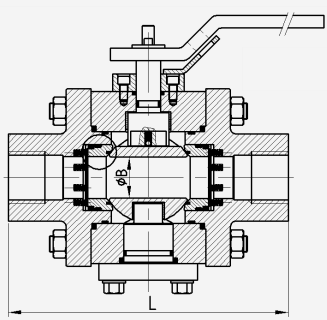


SEAT DETAIL

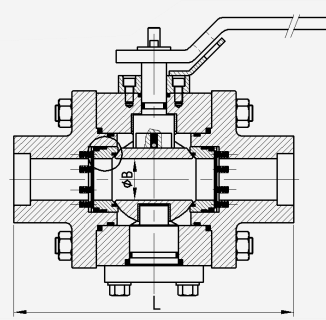


BUTT WELD END
SUIVANT / ACC. TO
ANSI B16-25

SOCKET WELD END
SUIVANT / ACC. TO
ANSI B16-11



NPT
SUIVANT / ACC. TO
ANSI B1.20.1



SERIE / CLASS

800 - API10 000

ENDS

BW - NPT - SW

COMPONENT PARTS

28	ANTISTATIQUE / ANTI-STATIC DEVICE
27	PATTE DE VERROUILLAGE / LOCKING DEVICE (OPTION)
26	POIGNEE / HANDLE
25	PLAQUE D'IDENTIFICATION / FIRM PLATE
24	VIS / SCREW
23	ECROU HAUT / HEAVY HEX NUT
22	TIRANT / STUD
21	GARNITURE D'ETANCHEITE / PACKING RING
20	RONDELLE DE FRICTION / FRICTION RING
19	JOINT TORIQUE / O-RING
18	GOUPILLE / PIN
17	CHAPEAU / BONNET
16	BAGUE ANTI-EXTRUSION / ANTI EXTRUSION RING
15	RESSORT / SPRING
13	PALIER / BUSH
12	RONDELLE / WASHER
11	VIS / SCREW
10	PRESSE ETOUPE DE SIEGE / SEAT ACTIVATOR
09	SIEGE / SEAT
08	SUPPORT DE SIEGE / SEAT HOLDER
07	AXE DE COMMANDE / STEM
06	TOURNANT SPHERIQUE / BALL
05	BRIDE D'AXE INFERIEUR / TRUNNION FLANGE
04	PALIER / BUSH
03	AXE INFERIEUR / TRUNNION
02	EMBOU / END CONNECTOR
01	CORPS / BODY
REP	DESIGNATION